

642E

SINGLE-SPEED ELECTRONIC CENTRIFUGE

Part # 00-018-009-001

The 642E is the **world's best-selling clinical laboratory centrifuge**. Easy two-button operation ensures repeatability and standardization, while advanced design delivers high-quality blood separation every time. Its preset speed and runtime make the 642E the ideal choice for consistency in doctor's offices, patient service centers, and outreach locations.

Easy to Use

Spin samples with the press of just one button. The 642E processes 75-100 mm (3-10 mL) tubes for chemistry, coag, and PPP.

Simple Settings

The 642E features a preset runtime of 10 minutes at 1,600 xg for all common chemistry needs.

Built to Last

No routine maintenance. The brushless motor and unique convection-based cooling system ensure years of high-quality separations.

Engineered for Safety

Protect your lab with the clear, shatterproof lid, which locks until the centrifuge has stopped completely.

A Great Value

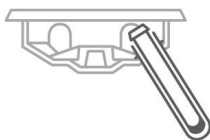
Get the world's #1 clinical laboratory centrifuge at a price that fits any budget. The unit arrives ready for use with the horizontal rotor, tube holders, and 2-year warranty included in the affordable price.



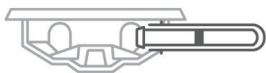
2-Stage Horizontal Rotor

Our patented swing-out horizontal rotor design incorporates a unique test tube holder that produces the ideal horizontally separated samples.

Loading Angle



Rotation Angle




Applications	Max Speed	Max Capacity	Included	Warranty
Chemistry, Coag, PPP	1,600 xg Max RCF 3,380 Max RPM	6 x 75-100 mm 3-10 mL	Horizontal Rotor, Tube Holders	2 years Rotor: lifetime warranty

Designed, built, and supported in the USA

642E Centrifuge

Part Numbers	642E
Centrifuge	00-018-009-001
75-100 mm tube holders	7713079K (6 qty)
1 yr Warranty Extension	03-0-0007-0001
2 yr Warranty Extension	03-0-0007-0002
3 yr Warranty Extension	03-0-0007-0006

Specifications	642E
Sound level	64 dBA
Dimensions (W x D x H)	12 x 14 x 9 in 30 x 36 x 23 cm
Weight	11 lbs (5 kg)
Max RPM	3380 RPM
Max G-Force	1600 xg
Power	115 V – 50/60 Hz



- Safety lid automatically locks during operation and will not open until the centrifuge has stopped
- QR code for easy access to support videos, manuals, and more
- Brushless motor ensures quiet, maintenance-free operation
- Lights illuminate to indicate running, locked, unlocked
- Simple two-button controls
- Reinforced guard bowl for maximum safety

OTHER DRUCKER MODELS



642M
For mobile centrifugation
For use with 12V outlet



HORIZON
3 preset cycles, available for 6, 12, 24 tubes
For blood and urine



HORIZON Flex
Digital display, available for 6, 12, 24 tubes
10 cycles, for blood and urine



druckerdiagnostics.com
sales@druckerdiagnostics.com

+1-866-265-1486 (U.S. only)
+1-814-692-7661

